

# ClearLock 645

## DESCRIPTION



1. Painted steel **upper casing** containing the drive mechanism and the control board unit of the security booth.
2. **Mobile obstacles** in laminated glass 22 mm thick BR2 P6B.
3. **Lateral panels** made of painted steel.
4. **Floor resin** 25mm thick for installation on finished floor.
5. **Control board unit & motorisation** comprising:
  - Programmable electronic board
  - Remote console for operating mode adjustment
  - Voice messages device
  - Connection terminals including RS485 interface port
  - Input / Output interface board
  - 24V DC power supply
  - Back-up batteries (2) ensuring 100 cycles in case of power failure
  - Two 24V DC motors controlled by the programmable electronic board, ensuring fast movements with progressive deceleration at the end of the cycle.
  - Electro-mechanical lock of the obstacles (with programmable unlocking in case of power failure)
  - Safety cells for reopening in case a presence is detected in front of the obstacles (anti-pinch safety)
6. **Spotlights** for the passageway lighting.
7. **Function pictograms**: red and green LED displays indicating the status of the security booth.
8. **Presence sensors and single person device**.
9. **Push buttons** for emergency opening and intercom.
10. **Lock** for external door locking.

The **ClearLock** series booths are designed to provide high security access control and management of pedestrian flow.

Based on more than 20 years' experience, their design and robust manufacture allow easy integration into prestigious site such as office buildings, airports, laboratories and sensitive sites.

Consisting of a frame, a painted steel housing and glass panels, the high-security **ClearLock** series booths provide thermal insulation and stand out in their surroundings.

The high-security **ClearLock** series booths are motorised and bi-directional.

The high-security **ClearLock 645** booth is equipped with two mobile obstacles which provide a free passage area of **600 mm**, an external diameter of **1.050 x 1.050 mm**.

The high security **ClearLock 645** is available with straight (180°) or left/right angled (90°) passage.



## SURFACE TREATMENT

All the mechanical parts are treated against corrosion by electro zinc, according to RoHS norms

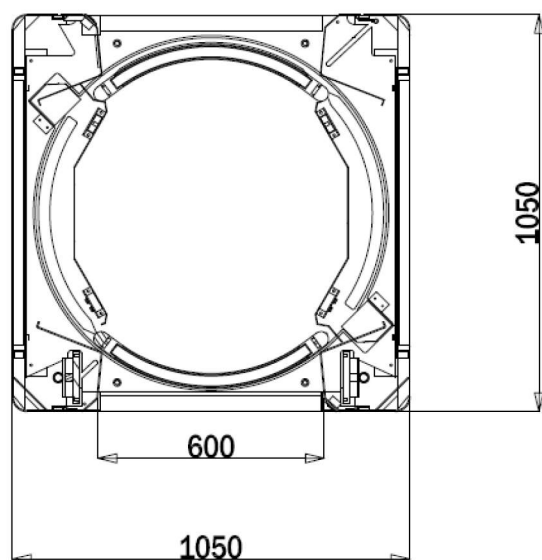
Standard RAL paint coating choice:

RAL7035 Grey – RAL9011 Black - RAL9010 White

## STANDARD TECHNICALS CHARACTERISTICS

Power supply	230V single phase, 50/60 Hz, 10A + ground.
Gear motor	Reversible
Torque limiter	Electronic
Speed setting	Programmable
Passages <i>(excluding activation time of the access control device)</i>	6 persons / min / way 8 to 9 persons / min / 2 ways
Power consumption	200 W
Weight	750 kg depending on glass
Operating T°	from -10° to +55°C
Max relative humidity	90%, without condensation
Protection index	IP40
Shock resistance	IK09 housing BR3 (EN1063) glass P6B (EN 356) glass
MCBF	1 Mo of cycles or 2 year when respecting recommended maintenance
MTTR	1 hour
CE	Conforms to European norms.

## STANDARD DIMENSIONS (mm)




## OPTIONS

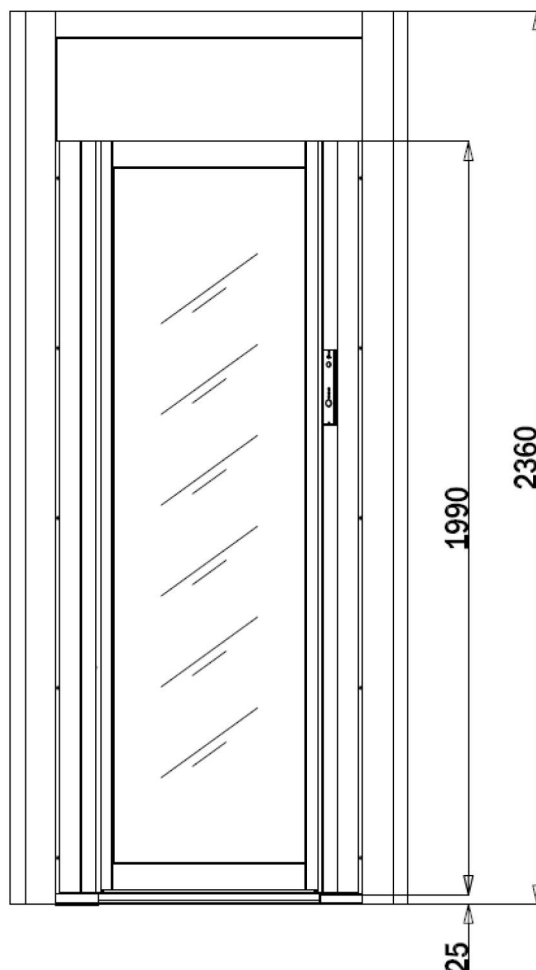
1. Left / Right angle 90° passage
2. Metal detector device in Entry
3. Left object detection device (with metal detector in Entry)
4. Entry and/or exit opening sensor
5. Housing other RAL paint or smooth finish paint
6. Housing 304L stainless steel (brushed or mirror polish)
7. Internal column for readers and accessories
8. Adaptation for UL power supply 230/110 V AC
9. Converter RS485 to LAN network consoles
10. Lateral sides in laminated glass 27 mm tick BR3 P6B
11. Milky glass finish for obstacles
12. Special frame for built-in installation
13. Special support for installation on technical floor
14. Dismountable booth

 For restrictions on options, refer to the price list.

## WORKS TO BE CARRIED OUT (NOT SUPPLIED)

- Fixing on the floor
- Power supply
- Connection between booth and access control device

 For restrictions on options, refer to the price list Refer to installation drawing.



## All Right Now LTD

The Long Barn | Manor Farm Business Park | Appletree Road | Chipping Warden | OX17 1LH  
T: +44 (0) 1295 66 05 66 E: enquiries@allrightnow.co.uk www.allrightnow.co.uk