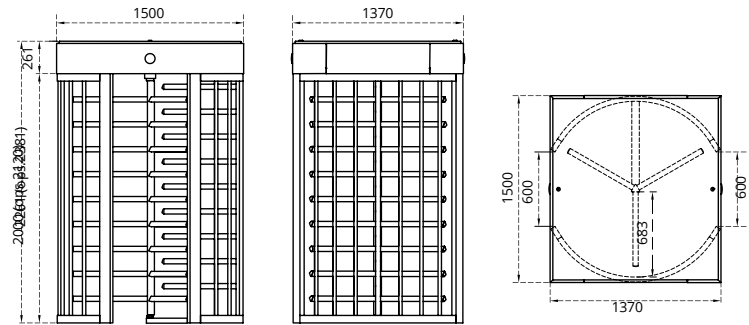




Dimensions (mm)



### Technical Features

Place of Use: Indoors, outdoors

Operating Temperature, Humidity: -20°C/+68°C (opt. -50°C with heater positive), RH 95% non-condensing.

Operating Intensity: 100%, 7/24 use.



Built on main carriers and supported with pipe beams on sides, consisting of waterproof and protecting top lid, mechanical compartment side panels and completely closed ceiling. Can be completely disassembled.  
Three-section rotor (120°), each having 9 (10 in optional 2120 mm clear passage height) one by one demountable arms.  
Optionally complies with UK H&S regulation of ≤98 mm gap between upright profiles.

Combination options with different material choices:

#### Body / Arm Features

	BT 312	BT 312-25	BT 312-100
Body	Electrostatic powder coating on hot-dip galvanized steel	Electrostatic powder coating on hot-dip galvanized steel	304 grade (opt. 316 grade) stainless steel
Arms	Electrostatic powder coating on hot-dip galvanized steel, Ø42x2.5 mm	304 grade (opt. 316 grade)* stainless steel, Ø40x2.0 mm	304 grade (opt. 316 grade)* stainless steel, Ø40x2.0 mm

(\* ) Finishing : Satine brushed (opt. electrostatic powder coating on stainless steel).

Indicators / Illumination: Status - Direction Indicators :   LED, standard/LED passageway illumination standard.

Power: Operating Voltage : 110/220V AC 50/60 Hz. (±10%), 24V DC.  
Consumption : ~8,1W at stand-by, during passage ~7,6W (varies according to the options and accessories used).

Operating Modes: System operates bi-directionally (entry-exit).  
Operation modes can be changed through dip switch, IOS and/or android app.  
Entry - exit controlled      Entry controlled, exit free      Entry free, exit controlled  
Single input both directions use      Entry - exit free

Operating System: Electromechanical manual operation (opt. electromechanical motorized operation).

Control System: All functions, parameters and operating modes can be changed through the control board (microprocessor controlled), IOS and/or android app. Firmware can be updated.  
All past function updates and changes are kept in the server and records can be traced.  
All inputs are opto-coupler protected.  
Controllable by dry contact (ground control).  
Compatible with all kinds of access control device.  
Optional RS232, RS485 or TCP/IP module is available



Flow Rate: Passage capacity (Manual) : ~25 pass/min.  
Passage capacity (motorized) : max. 40 cycle/min. Nominal : ~20 pass/min.  
(nominal passage rate can change depending on the access control system utilized)

Emergency Mode: System allows free passage (entry-exit) in both directions (fail safe). Works compatible with fire warning and similar systems. At the end of an emergency situation, system returns to its normal operating mode.

Power-off Situation: System allows free passage (entry-exit) in both directions (fail safe). Optionally, can be set (fail secure) as; entry-exit locked, entry free-exit locked, or entry locked-exit free. Free passage in chosen direction by manual override key in fail secure option is available.

Weight: ~275 kg

Optional Features and Accessories: Motor driven unit, wireless remote control (receiver-transmitter), manual control, manual override key (with fail secure option), counter (with/without reset), card reader mounting bracket, passage completion sensor, contactless passage sensor (for motorized models), heater positive, canopy, bottom plate (standard or for forklift handling), battery back-up, 316 grade stainless steel, RS232-RS485-TCP/IP modules, limiter, 2120 mm clear passage height, mechanics compartment accessibility from the ceiling, trombone arms, different color choices, compliance with UK H&S regulation of ≤98 mm gap between upright profiles.